



# Key Instant Recall Facts

## Reception 2 - Summer 1

I can recall some number bonds of numbers 0 - 10.

I know some odd and even numbers to 10.

By the end of this half term, children should be able to say some number bonds of numbers to 10. The aim is for them to say these bonds **instantly** when they see the whole number. They should also be able to say whether a number up to 10 is odd or even.

Number bonds of numbers to 10:

For example:

$0 + 1 = 1 \quad 0 + 2 = 2$

$1 + 0 = 1 \quad 1 + 1 = 2$

$0 + 2 = 2$

$0 + 3 = 3 \quad 0 + 4 = 4$

$1 + 2 = 3 \quad 1 + 3 = 4$

$2 + 1 = 3 \quad 2 + 2 = 4$

$3 + 0 = 3 \quad 3 + 1 = 4$

$4 + 0 = 4$

$0 + 5 = 5$

$1 + 4 = 5$

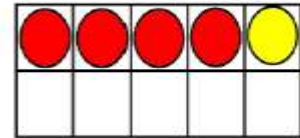
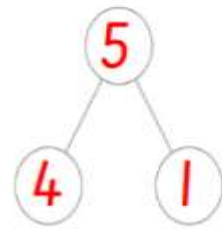
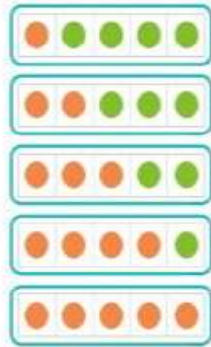
$2 + 3 = 5$

$3 + 2 = 5$

$4 + 1 = 5$

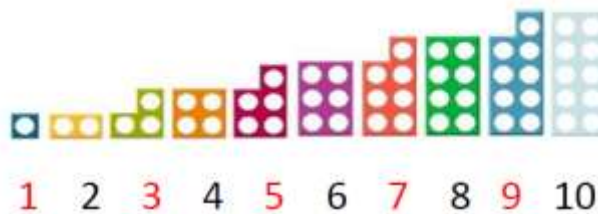
$5 + 0 = 5$

The children may be able to represent the number bonds on a tens frame or on a part whole model:



Odd and even numbers:

Odd, even, odd, even...



Even numbers:

2, 4, 6, 8, 10,

Odd numbers:

1, 3, 5, 7, 9

### Top Tips!

The secret to success is practising **little** and **often**. Use time wisely. Can you practise these KIRFs while walking to school or during a car journey? You don't need to practise them all at once: perhaps you could have a fact of the day.



# Key Instant Recall Facts

## Reception 2 - Summer 2

I can recite the number names in order to 20.

I know doubles up to  $5 + 5$ .

By the end of this half term, children should be able to say the number names in order to 20. The aim is for them to say the number **instantly** when they see that number too. They should also be able to recall the following 5 doubles.

Children should be able to start at one and then count on:

**1 2 3 4 5**  
**6 7 8 9 10**  
**11 12 13 14**  
**15 16 17 18**  
**19 20**

Ask them to count a set of objects and touch them as they count. Check they can say one number for one object.

If confident they could try counting backwards too:

<https://www.youtube.com/watch?v=ShqXL-zfLxY> – Counting backwards song.

[http://www.softschools.com/counting/games/counting\\_backwards\\_from\\_20/](http://www.softschools.com/counting/games/counting_backwards_from_20/) - Counting backwards game

Children should know the following doubles automatically:

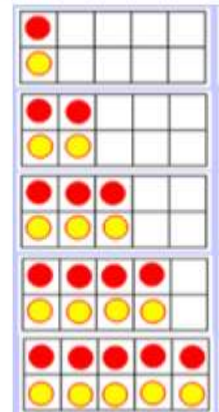
$1 + 1 = 2$

$2 + 2 = 4$

$3 + 3 = 6$

$4 + 4 = 8$

$5 + 5 = 10$



The aim is for them to recite the numbers in order and be able to recognise them when they see them.

### Top Tips

Use practical resources – Your child has some sweets in front of them. Can they touch count them up to 20? Can they use real life objects to create doubles, e.g. 2 biscuits + 2 biscuits = 4 biscuits

Make a poster – We use Numicon at school. You can find pictures of the Numicon shapes here: [bit.ly/NumiconPictures](http://bit.ly/NumiconPictures) – your child could make a poster showing the numbers up to 20. They could use these to create a doubles poster.

Play games –

<https://www.topmarks.co.uk/ordering-and-sequencing/caterpillar-ordering>

<https://www.topmarks.co.uk/maths-games/5-7-years/sequencing-numbers>

<http://www.snappymaths.com/counting/counting2/counting2.htm>