


Out of this
world



Year 1
Miss Noyes
Mrs Smith and Mrs Tebbitt
2022

English

Oh no! An alien has crash landed in our school! The story of Beegu will inspire us to write speech bubbles and character descriptions. The story of Bob the man on the moon will help use to learn about compound words and we will make a poster to advertise day trips to the moon! We will use our exciting visit from the space dome to write a recount and we will finish the term with lots of rhyming activities based on the Julia Donaldson book the Smeds and the Smoos. This term we will learn about suffixes which is a letter or group of letters added to the end of a root word (ing and ed).



Maths

We will be learning all about 2d (flat) and 3d (solid) shapes. We will be learning to identify the shapes and describe their features. We will also be practicing number facts of numbers up to 10 and using the day of Bob to help us learn to tell the time for o'clock and half past. Does your child have a watch? We will be finishing the term learning about position and direction which will help us to find those easter eggs!



Out of this world

Science

We will continue to investigate materials and even receive an exciting visit from the space dome this term!

Art and DT

We will be using the story of Beegu to create paintings and 3d clay models of the character. We will investigate the painter Van Gogh and his painting Starry Night and create our own Easter crafts and greeting cards.

Computing

We will continue to use Purple Mash for our learning this term and use it to make our own eBooks and to investigate coding.

Music

The children will be given opportunities to play instruments and listen to a varied selection of music played by famous composers.

Geography

We will be pretending we are an alien and viewing our planet from space using satellite images. We will be locating the continents, oceans, countries in the UK and the capital city of each country. We will then be visiting our high street to identify and explain the human and physical geography we can see.

PSHE (Personal, Social,


Health Education)

During our PSHE lessons we will be learning about relationships and how we can be kind to others.

RE- Religious Education

We will be learning about the story of Easter and how Christians celebrate Easter.

Questions to Explore



What does earth look like from space? (Geography)

What are the properties of materials? (Science)

Why do Christians celebrate Easter? (RE)

What does the United Kingdom look like? (Geography)


PE

We will have 2 PE slots a week. One taken by Mr Cass who is part of Premier Sports which will be games skills. The second PE lesson will be focussing on ball skills and balances.

Please ensure your child has their PE in school every day and that it is labelled. They will be sent home at the end of the term for washing.

Maths to try at home

This terms Key Instant Recall Facts are;



I know number bonds to 10

I know odd and even numbers to 20

I can count in 2s to 20.

I can count in 10s to 100.

I can count in 5s to 50.

Please see our website for more information on these

Spellings

Spellings will be given out in books every Friday and collected in on Thursdays. Your child will also practice these at school.

Please help them to learn them ready for a spelling quiz every week on a Friday.

Phonics

Phonics will be taught daily as a whole class.

Some children will receive extra support depending on their learning needs.

Please do practice the common word sheets that are sent home with them. This will help them to become fluent readers.



Reading

Hearing your child read is **vitaly important**. The expectation is your child reads **at least 5 times a week** and they will be rewarded with a raffle ticket. This will enter them into the termly draw where they could win a visit to the book shop with Mrs Pass and choose their very own book!

Don't forget to discuss any new vocabulary and what they think about the book.

**We would warmly
welcome any parent
volunteers to hear
readers**