



**Parent/ Carer Introduction to
Phonics and Early Reading at
Wootton Bassett Infants School
2024-25**

Welcome!


- What is phonics?
- How we teach phonics
- Common Exception Words
- Reading and books
- Reading at home
- Spelling
- Concerns about progress
- Year 1 Phonics Screening Check
- Questions



What is Phonics?

















Phonics is a way of teaching reading, writing and spelling based on hearing and identifying letter sounds.


- **Grapheme**- is a way of representing a letter which represents a phoneme. Written words use graphemes.
- **Phoneme**- single spoken sound. There are approximately 44 phonemes in the English language.
- **Digraph**- consists of 2 letters, but makes 1 sound. /sh/ship
/ee/ creep
- **Trigraph**- consists of 3 letters, but makes 1 sound. /igh/high
/ear/ beard
- **Split digraph**- is a digraph that has been separated by a consonant. For example /ee/ in **complete** has been split by the letter t.
- **Blending**- blending sounds together enables children to decode and read words. h-a-t= hat.
- **Segment**- opposite to blending. Segmenting a word is to break the word down into its sounds hat= h-a-t. This helps with spelling.
- **Common Exception Words**- these are words that cannot be sounded out phonetically. the pull



What is Phonics?



Jj 	Vv 	Ww 	Xx 	Yy 	Zz 
zz 	qu 	ch 	sh 	th 	th 
ng 	ai 	ee 	igh 	oa 	oo 
oo 	ar 	or 	ur 	ow 	oi 
ear 	air 	ure 	er 		



How we teach phonics

- Your child will learn 4 new GPCs each week - we organise them into sets. These sets are then put into phases.
- In reception children will be taught Phases 2 - 4.
- They will be taught phase 5 in years 1 and 2.
- We will teach basic phonemes and their matching graphemes first and then use these sounds to read words.
- The decodable reading books sent home will match the sounds the children have learnt so far. This means that they can build confidence in their reading and develop reading fluency.





Common Exception Words

the	to	into
no	I	go

Unlocking Letters & Sounds CEM Sound Mat Phase 2 Copyright © 2022 Unlocking Letters and Sounds



Phase 2

Please see our school website for the video actions and pronunciations of these sounds.

s	a	t	p
i	n	m	d
g	o	c	k
ck	e	u	r
h	b	f	ff
l	ll	ss	

Please practise these common exception words (CEW)

the	to	into
no	I	go



What is in your child's book bag?

- Every child will have a fully decodable book. This is for your child to read to you. Please make comments in your child's reading record of how they have done. We encourage the children to re-read these books to develop their fluency skills.
- Children will also be able to take home one 'reading for pleasure' book a week. The children can choose this book from the school library or from the reading corner in the classroom. This book is for you to share with your children. Please use this time to talk about the vocabulary within these books.

I am a super reader!

Date	Book title	Page	Parent/Teacher Comments
4/10/21	Zip and Zigzag	P6 next	Good sounding out today. Well done! SN
6/10/21	Zip and Zigzag	end	Found some words bricky. But tracked words well. Spoke about vocab. SN.
8/10/21	Zip and Zigzag	all	Read well. Some expression used for characters SN
9/10/21	Zip and Zigzag	all	Brilliant reading today. Well done 😊 SN

Words to learn




Reading Records

Please ensure you write in your child's reading record when you have heard them read. This is so we can see what your child is reading and how they are getting on. Here are some examples of what you might include in your child's reading record.

We also look to see how many times they have read for our raffle ticket reading rewards.

Reading and Books

- Children will be given books with words to sound out once they can blend - this will be different for every child. Before children can blend sounds their reading books are picture books to help develop story language and vocabulary.
- Books precisely match children's phonics attainment.





Reading at home - decodable books



- 5 - 10 minutes
- Choose a time that works for you
- Be positive and celebrate successes
- Encourage them to point to the graphemes
- Encourage them to say the sounds and blend them together
- Be patient and let them try and work it out
- Read common exception words by sight.

Reading at home - reading for pleasure books.

- Continue to read to your child - you can use the reading for pleasure book to do this.
- Model how to read a book - left to right, turning pages
- Ask questions about what has happened and characters' feelings
- Support vocabulary - new words
- Predict what will happen next
- Make connections
- Model your love of reading!
- We have a clip on our website of Mrs Smith sharing a book with her daughter if you would like to see an example of how we share books at school.



Reading stories to children.

- Make reading aloud feel like a treat - make it a special time.
- Show curiosity yourself about what you're going to read - "This book looks really good. It's about a angry bear. I wonder how angry he gets?"
- Read through the whole story the first time without stopping too much and read with enjoyment - if you're not enjoying it - your child won't!

Read favourite stories over and over.

- Let your child pause and comment on the pictures
- Chat about the pictures - "I wonder why she did that?" "Oh no - what do you think will happen now?"
- Encourage joining in with bits they know - rather than asking questions to see what they remember.
- Link to other books they have read or other experiences - "This reminds me of when ..." "Do you remember in the book we read yesterday that..."





Spelling

- Spelling is segmenting words
- We teach segmenting words as part of our daily phonics lessons
- Your child will also bring home a spelling book which will teach the Common Exception Words and other common words.
- Our daily phonics lessons also include looking at CEW and what makes them 'tricky'.

Concerns about progress

- All children are different
- Discuss any concerns with teachers
- Teachers will assess your child regularly
- We use interventions to support children in the specific skill they are struggling with
- Adaptions for children with SEND






Phonics Screening Check

- Every year Year 1 children take the Phonics Check in June. This is a national check to see how well the children use their phonics to read. There are real words and non-words for the children to read so the children must sound out the words. If they do not reach the required pass mark, then they retake the check in Y2. There will be 40 words to read during the check.

besk



twig

quab



flick

barp



vest

chell



horns

Questions?

